

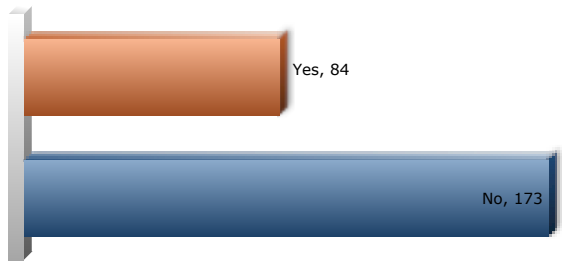
Executive Summary - Post-Irma Survey - CALL eblast

Was your community subject to a mandatory evacuation order?



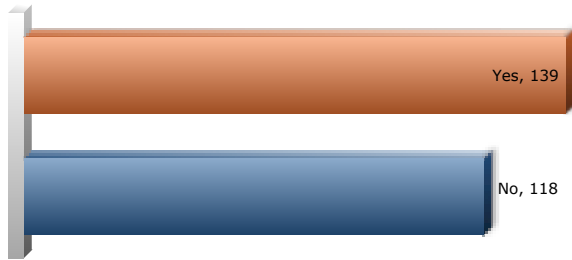
Answer	Response s	% of Answers
<input type="checkbox"/> Yes	293	44.80%
<input type="checkbox"/> No	361	55.20%
	654	100.00%

Did your building enforce that evacuation order?




Answer	Response s	% of Answers
<input type="checkbox"/> Yes	84	32.68%
<input type="checkbox"/> No	173	67.32%
	257	100.00%

Did your building shut down essential building services?



Answer	Response s	% of Answers
<input type="checkbox"/> Yes	139	54.09%
<input type="checkbox"/> No	118	45.91%
	257	100.00%

Did building personnel knock on doors to remind residents to evacuate?




Answer	Response s	% of Answers
<input type="checkbox"/> Yes	96	37.35%
<input type="checkbox"/> No	161	62.65%
	257	100.00%

Did you have any residents stay in the face of a mandatory evacuation order?



Answer	Response	% of Answers
<input type="checkbox"/> Yes	214	83.27%
<input type="checkbox"/> No	43	16.73%
	257	100.00%

Conduct board and membership meetings with less and different types of notice than typically required by law?



Answer	Response	% of Answers
<input type="checkbox"/> Yes	63	12.07%
<input type="checkbox"/> No	459	87.93%
	522	100.00%

Cancel and reschedule any association meeting?



Answer	Response	% of Answers
<input type="checkbox"/> Yes	127	24.33%
<input type="checkbox"/> No	395	75.67%
	522	100.00%

Name as assistant officers persons who are not directors, which assistant officers shall have the same authority as the executive officers to whom they are assistants during the state of emergency to accommodate the incapacity or unavailability of any officer of the association?




Answer	Response	% of Answers
<input type="checkbox"/> Yes	35	6.70%
<input type="checkbox"/> No	487	93.30%
	522	100.00%

Relocate the association's principal office or designate alternative principal offices?



Answer	Response s	% of Answers
<input type="checkbox"/> Yes	30	5.75%
<input type="checkbox"/> No	492	94.25%
	522	100.00%

Enter into agreements with local counties and municipalities to assist counties and municipalities with debris removal?



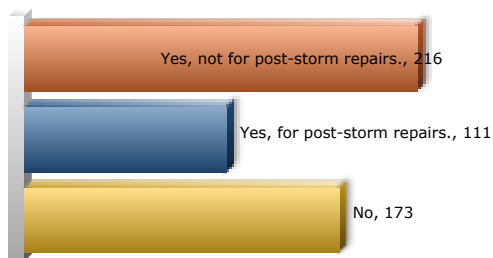
Answer	Response s	% of Answers
<input type="checkbox"/> Yes	67	12.84%
<input type="checkbox"/> No	455	87.16%
	522	100.00%

Levy special assessments without a vote of the owners?



Answer	Response s	% of Answers
<input type="checkbox"/> Yes	27	5.17%
<input type="checkbox"/> No	495	94.83%
	522	100.00%

Did you have fully funded reserves at the time Irma hit?



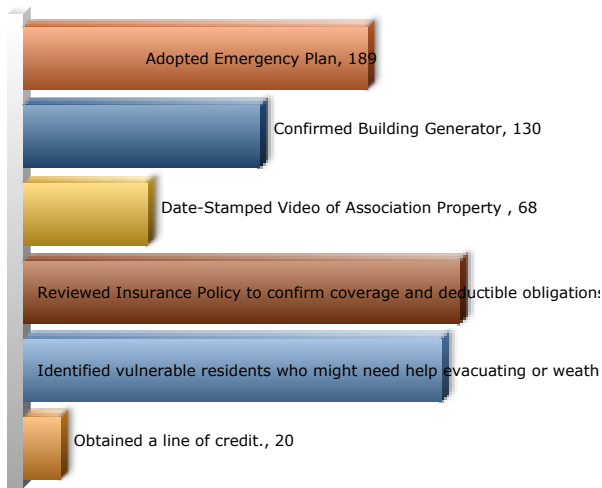
Answer	Response s	% of Answers
<input type="checkbox"/> Yes, not for post-storm repairs.	216	43.20%
<input type="checkbox"/> Yes, for post-storm repairs.	111	22.20%
<input type="checkbox"/> No	173	34.60%
	500	100.00%

Did you have a line of credit at the time Irma hit?



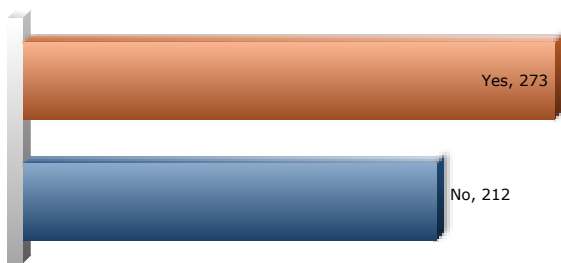
Answer	Response s	% of Answers
<input type="checkbox"/> Yes, not for post-storm repairs	57	11.40%
<input type="checkbox"/> Yes, for post-storm repairs.	53	10.60%
<input type="checkbox"/> No.	390	78.00%
	500	100.00%

Which of the following pre-storm preparations did your board take?



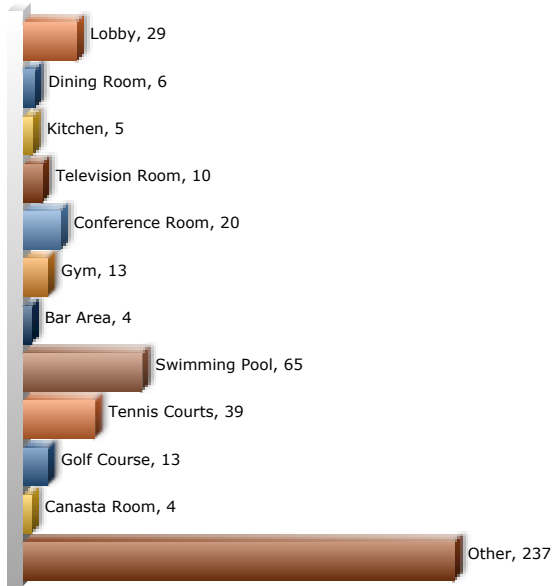
Answer	Response s	% of Answers
<input type="checkbox"/> Adopted Emergency Plan	189	21.55%
<input type="checkbox"/> Confirmed Building Generator	130	14.82%
<input type="checkbox"/> Date-Stamped Video of Association Property	68	7.75%
<input type="checkbox"/> Reviewed Insurance Policy to confirm coverage and deductible obligations	240	27.37%
<input type="checkbox"/> Identified vulnerable residents who might need help evacuating or weathering the storm	230	26.23%
<input type="checkbox"/> Obtained a line of credit.	20	2.28%
	877	100.00%

Did your building or community suffer any damage?



Answer	Response s	% of Answers
<input type="checkbox"/> Yes	273	56.29%
<input type="checkbox"/> No	212	43.71%
	485	100.00%

Which of the following areas were damaged?




Answer	Response s	% of Answers
<input type="checkbox"/> Lobby	29	6.52%
<input type="checkbox"/> Dining Room	6	1.35%
<input type="checkbox"/> Kitchen	5	1.12%
<input type="checkbox"/> Television Room	10	2.25%
<input type="checkbox"/> Conference Room	20	4.49%
<input type="checkbox"/> Gym	13	2.92%
<input type="checkbox"/> Bar Area	4	0.90%
<input type="checkbox"/> Swimming Pool	65	14.61%
<input type="checkbox"/> Tennis Courts	39	8.76%
<input type="checkbox"/> Golf Course	13	2.92%
<input type="checkbox"/> Canasta Room	4	0.90%
<input type="checkbox"/> Other	237	53.26%
	445	100.00%

Did you hire an independent public adjuster to assist with your insurance claim?




Answer	Response s	% of Answers
<input type="checkbox"/> Yes	28	6.17%
<input type="checkbox"/> No	426	93.83%
	454	100.00%

Do you plan on hiring an independent public adjuster to assist with your insurance claim?



Answer	Response s	% of Answers
<input type="checkbox"/> Yes	49	11.01%
<input type="checkbox"/> No	396	88.99%
	445	100.00%

Did discuss your insurance claim or your repair project with your association attorney?



Answer	Response s	% of Answers
<input type="checkbox"/> Yes	64	14.10%
<input type="checkbox"/> No	390	85.90%
	454	100.00%

Do you plan on discussing your insurance claim or your repair project with your association attorney?



Answer	Response s	% of Answers
<input type="checkbox"/> Yes	106	23.87%
<input type="checkbox"/> No	338	76.13%
	444	100.00%